





STRATEGY SERIES AMPLIFIER MODEL AA120

AA120



AA120



AA120 (Back View)

FEATURES

- 5 Mic Inputs w/ Phantom Power
- 1 Stereo Aux Line Input
- VOX and Remote Mute
- Tape Output
- Dual Line Output
- Pre Out/Power In Patch
- Remote and VOX Activated Mute
- Zone 2 (MOH Out) 1W @ 8Ω and 1.5V @ 600Ω
- VCA Level Control
- Bridge I/O (Mix Bus Combining)
- Special Low Cut Filter is 6dB/octave at 400Hz and also bypasses front panel bass control to allow use with paging horns like the Atlas Sound APX40TN and AP-15T

GENERAL DESCRIPTION

The AA120 is a 120W 6 input channel mixer amplifier engineered with unique features to assist the contractor or installer in today's commercial business audio environment. It is designed for distributed paging and background music (BGM) systems, small to medium speech privacy systems, and in applications where music on hold (MOH) plus paging is required.

With (5) microphone/line inputs and (1) stereo line input, the AA120 will accommodate a variety of input sources including paging microphones, CD players, and digital music receivers. This 6 input mixer amplifier features muting and output options along with a very unique bridge in/out feature to allow combining of multiple amplifiers in ballroom applications without the need for external relays. VCA remote level control circuitry is included which may be assigned to the BGM input or globally for the entire amplifier.

The output power of 120 Watts will match nicely with Atlas Sound FAP, SM, SD, and GD Series loudspeakers. 25V, 70.7V, 100V, and 8 Ohm outputs are provided.

SPECIFICATIONS

Power Rating: 120W RMS @ 70.7V

(Maximum average power @ 50Hz to 20kHz with .5% THD)

Inputs: Input #1 Mic/Line/Tel (optional transformer available) Inputs #2-5 Mic/Line, Input 6 unbalanced RCA Summing line level

Outputs: Main: 120W RMS 8 Ohm, 25V, 70.7V, and 100V

Zone 2: 1 Watts @ 8 Ohms & 1.5V @ 600 Ohm line level

Power Consumption: 300 Watts

Dimensions: 16.54" W x 4.21" H x 14.06" D (420mm x 107mm x 357mm)

Weight: 26.44 lbs (12kg)

FIVE

Specifications subject to change without notice



1601 JACK MCKAY BLVD. / ENNIS, TEXAS 75119 U.S.A.
TELEPHONE: (800) 876-3333 / FAX (800) 765-3435

AtlasSound.com

ARCHITECT AND ENGINEER SPECIFICATIONS

The mixer/amplifier shall control and mix up to six input signals and deliver an audio output of 120W into 8 Ohm, 25V, 70V, and 100V. The amplifier output shall be transformer isolated with a frequency response 50Hz to 20kHz (-3dB) with less than 0.5% THD at rated output. The output regulation shall be less than 2dB, no load to full load. It shall be capable of operation from a 110/120 VAC 50/60Hz line. The mixer/amplifier shall be convection cooled. The amplifier shall have thermal and short circuit protection.

The mixer/amplifier shall have a switch-selectable MIC/TEL balanced input to accept either low impedance microphone or Tel/Line Level signals with -50/-10dBv sensitivity. The MIC/TEL input impedance shall be 10k Ohms or 600 Ohms with optional input transformer. The MIC/TEL input shall include an auto mute (VOX Mute) sensitivity control. The MUTE SENSE control will allow threshold adjustment of mute activation. The mixer/amplifier shall include 4 switch selectable MIC/Line inputs. The MIC/Line input impedance shall each be 10k Ohms. The mixer/amplifier shall have defeatable global Phantom power. The mixer/amplifier shall include a stereo summing auxiliary input, unbalanced, -10dBv, with dual-RCA jacks. The Auxiliary input impedance shall be 10k Ohms. The mixer/amplifier shall include two Zone 2 outputs, a 1W at 8 Ohms output and a transformer isolated 600 Ohm output with a maximum level of 1.5V. The Zone 2 outputs shall be assigned to the auxiliary input and has one rear panel rotary level control for both outputs. The mixer/amplifier rear panel input and output interconnects shall be via Phoenix and terminal connectors. The mixer/amplifier Mute assignment for Inputs 2-6 is via a rear panel dipswitch. Input Mute is accomplished via the REMOTE MUTE function, controlled by an external switch closure or via Input 1 VOX. The Mute assignment shall not affect the Zone 2 output.

The mixer/amplifier shall have a 400Hz 6dB per octave low cut filter. The filter can be defeated via the dipswitch located on the rear panel. When engaged, the Bass Tone control is bypassed. The mixer/amplifier shall have a Tape-Out RCA unbalanced output. The Tape-Out shall be Pre Tone and the Low Cut Filter. The mixer/amplifier shall have a Line A and B RCA unbalanced output. The Line outputs are POST Master Level, tone controls, Low Cut Filter and Power Amp In. The mixer/amplifier shall have a Pre-Out RCA unbalanced output. The Pre Out shall be POST Tone, Low Cut Filter and Pre Master Level. The mixer/amplifier shall have a Power Amp input for use with an external signal processor. The Power Amp In shall be Pre Master Level. Both the Line and Pre Outputs shall be calibrated to 0dBv and equals 1V RMS out.

The mixer/amplifier shall incorporate a balanced Bridge input/output allowing multiple amplifiers to be combined on one mixed bus. The Bridge input shall be activated via an external switch closure. The mixer amplifier shall incorporate VCA remote level control circuitry for either Master or Auxiliary level via an optional external 10K potentiometer.

The AA120 front panel shall include volume controls for Inputs 1-6 and one Master Level control. System Signal, Peak and Power LEDs shall also be incorporated. The mixer/amplifier front panel shall also include Bass and Treble tone controls (100Hz and 10kHz, ± 10 dB). The tone controls shall not affect the Zone 2 output. The mixer/amplifier front panel shall include an AC Mains power switch.

A rear panel AC receptacle (unswitched) shall be included for connection of external equipment. Dimensions (W x H x D) shall be 16.54" (42.01cm) x 4.21" (10.7cm) x 14.06" (35.71cm). Net weight shall be 26.44 lbs (12kg). Front panel finish and material shall be black ABS resin and case finish and material shall be black powder coated sheet steel.

The mixer/amplifier shall be Atlas Sound Model AA120.

The optional rack-mount bracket kit shall be an Atlas Sound AARMK2-0.

The optional input one transformer shall be an Atlas Sound AAIT-600.

The optional level security covers shall be an Atlas Sound AAVCC-5.

The optional VCA 10k Ω level control shall be an Atlas Sound AAVC-10K.

Specifications subject to change without notice



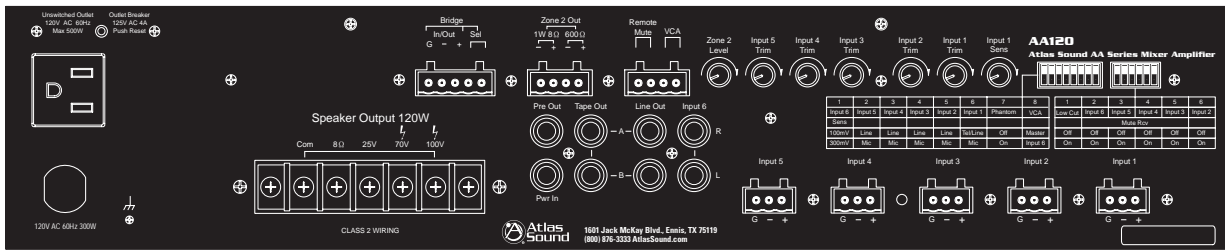
1601 JACK MCKAY BLVD. / ENNIS, TEXAS 75119 U.S.A.
TELEPHONE: (800) 876-3333 / FAX (800) 765-3435

AtlasSound.com



STRATEGY SERIES AMPLIFIER MODEL AA120

AA120



POWER OUTPUT		
Max. Average Power @ 50Hz-20kHz with .5% THD (10-80kHz filter) 8 Ohm, 1kHz, 120W RMS		
TRANSFORMER OUTPUTS		
8Ω		120W RMS
25V		120W RMS
70V		120W RMS
100V		120W RMS
FREQUENCY RESPONSE		
50Hz-20kHz ± 3dB		
DISTORTION		
<1% at rated power (1kHz)		
SENSITIVITY		
Input 1	Line/Tel	316mV (-10dBV) 10k Ohm (600Ω w/ optional transformer)
	Mic	.316mV~3.16mV (-70dBV~ -50dBV)
Inputs 2-5	Line	316mV (-10dBV) 10k Ohm
	Mic	.316mV~3.16mV (-70dBV~ -50dBV)
Input 6	Line	300mV/100mV (-10dBV/-20dBV) Selectable
OUTPUTS		
Main:		Transformer coupled, balanced, 8Ω, 25V, 70V, and 100V
Zone 2- 8Ω		Unbalanced 1W
Zone 2- 600Ω		Balanced 1.5V
SIGNAL TO NOISE RATIO		
Mic		>55dB
Line		>55dB
Telephone		>75dB
STONE CONTROLS		
Bass		±10dB @ 100Hz
Treble		±10dB @ 10kHz
INDICATORS		
Power, signal, peak		
POWER CONSUMPTION		
300 Watts		
DIMENSIONS		
16.54"W x 4.219"H x 14.06"D (420mm X 107mm X 357mm)		
WEIGHT		
26.44 lbs (12kg)		

Specifications subject to change without notice



1601 JACK MCKAY BLVD. / ENNIS, TEXAS 75119 U.S.A.
TELEPHONE: (800) 876-3333 / FAX (800) 765-3435

AtlasSound.com